

PD02 PORTICO Series

All Vinyl Patio Door



Double Slider (XX)

SKYREACH
Skyreach L&S Extrusions Corp.
Better. In so many ways!

Perfect
PATIO DOORS

Better. In so many ways.

Meticulous design, plus superior features and options, are trademarks of SKYREACH fabricated doors. From carefully engineered security options to structural soundness—the possibilities are endless with a PERFECT® brand Patio Door.

UPGRADES

Security Locks and Rollers



MULTI-POINT LOCK



KICK LOCK



STAINLESS ROLLER - PRECISION BEARING, SELF LUBRICATING

Grilles



FLAT BAR- 5/8" NARROW WIDTH

Grille Styles



PRAIRIE



3x5

Mini Blinds

- Mini Blinds with Tilt and Lift system.
- Available in 5', 6', 7-1/2', 9', 10' and 12' width doors and 6'8" height.



Multiple Panel System

- 3 and 4 panel.

Complete Accessories

- Jamb pocket cover, jamb extensions (different sizes), casing, brick mould, nailing flange, and various joiners.

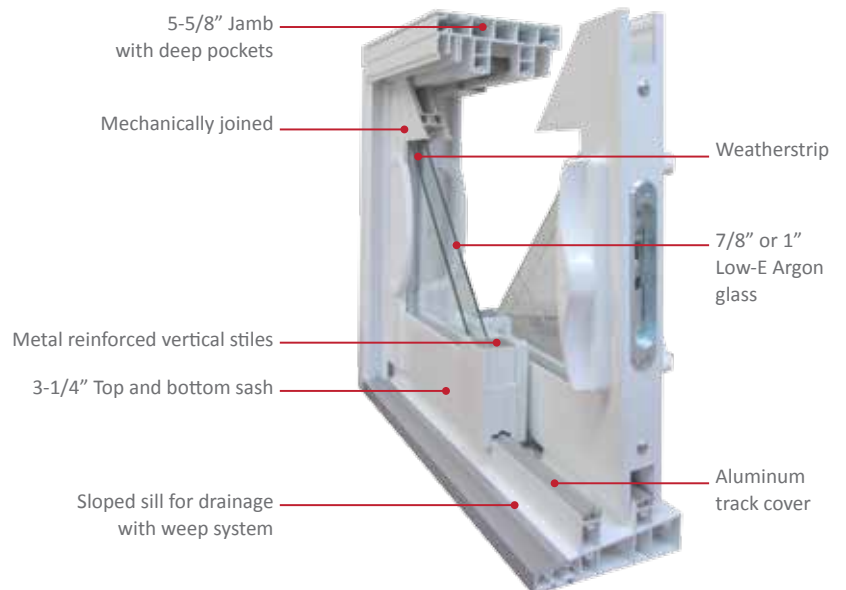
Architectural Accessories

- Matching Transom and Side-Lites available.

Custom Sizes

- Variety of aesthetically pleasing multi-panel combinations, custom sizes and custom finishes.

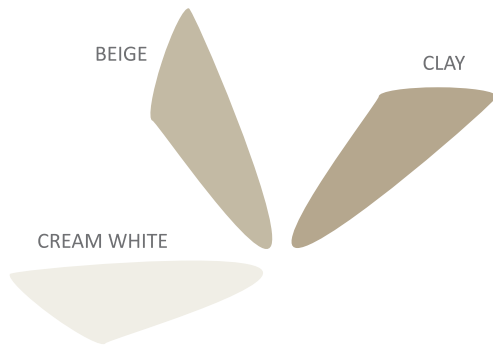
Painted Woodgrain



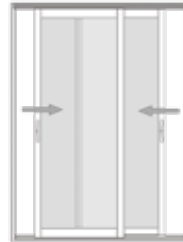
PD02 Portico Double Slider (XX) Patio Door

The double-operating centre panels of the PERFECT® Portico Double Slider (XX) patio door system is the perfect solution for a panoramic view unimpeded ventilation and easy access to your terrace, patio or garden oasis. This system is attractive to distributors, retailers, and installers, as it eliminates confusion associated with left-hand and right-hand patio door orders while reducing SKU and inventory requirements by half.

EXTRUDED SOLID COLORS



COLORS SHOWN SHOULD BE USED AS A GENERAL GUIDE.
PRINTED COLORS ARE NOT AN EXACT MATCH FOR EXTRUDED OR PAINTED VINYL.
PLEASE TALK TO YOUR DEALER TO LEARN MORE ABOUT AVAILABLE PAINTED COLORS.



DOUBLE SLIDER (XX)

FEATURES and BENEFITS

- All vinyl, multi-chamber profile design for superior insulating properties for your comfort and energy savings.
- Mechanically-joined frame with accessory groove in standard 5-5/8" frame depth.
- Mechanically fastened aluminum reinforced door panels for rigidity and strength.
- Standard sizes available: 5', 6' or 8' width and 6'8" and 8' height.
- AAMA certified zinc-plated, double tandem steel rollers for durability and smooth, effortless sliding.
- Corrosion-resistant, anodized-aluminum tracks for ongoing, smooth gliding operation.
- Full perimeter triple layer weather stripping for excellent air and water tightness.
- Standard "Landmark" handle (with lock and key upgrade).
- Heavy-duty screen with heavy-gauge extruded aluminum frame and fiberglass mesh for solid frame and smooth operation.
- Specially formulated, color-matched sealing material for durability in performance and color retention.
- Specially-designed fabrication equipment combined with some of the most efficient manufacturing processes ensure that the fit, finish and functionality of a PERFECT® brand sliding Patio Door is of the highest quality.



PRODUCT PERFORMANCE

PD02-6068-XX

Class R-PG30 Type SD (A3)



The company reserves the right to change specifications, alter or improve the design or construction of its products as described herein and to furnish them when so altered without reference to the illustrations or descriptions in this literature.



SKYREACH
Skyreach L&S Extrusions Corp.

Canadian Headquarters:
55 Freshway Dr.
Vaughan, ON L4K 1S1

Tel: 416-663-1888
1-866-903-8800
Fax: 416-663-8899
1-866-302-8899

USA Headquarters:
9281 Pittsburgh Avenue
Rancho Cucamonga, CA 91730

Tel: 909-204-3550
1-844-237-7188
Fax: 909-204-3580

DEALER

www.skyreachls.com